



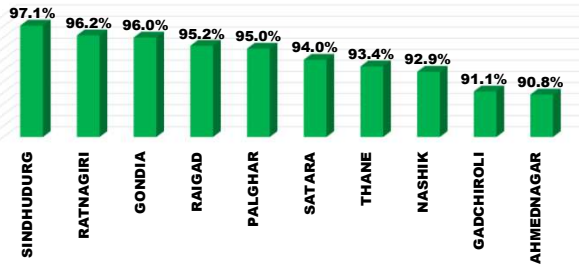
# ग्रामीण गृहनिर्माण

## दैनिक प्रगती अहवाल : ३१.१०.२०२३

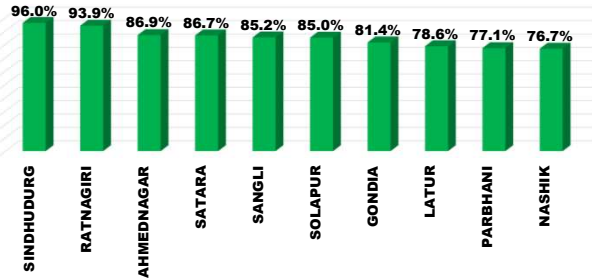
प्रधानमंत्री आवास योजना ग्रामीण – मंजूरी, पूर्ण घरकुले, हप्ते वितरण, भूमिहीन, आर्थिकदृष्ट्या अपूर्ण  
राज्य पुरस्कृत ग्रामीण आवास योजना – मंजूरी, पूर्ण घरकुले, हप्ते वितरण, आर्थिकदृष्ट्या अपूर्ण

योजना	एकूण मंजूरी	दैनिक मंजूरी	एकूण पूर्ण	दैनिक पूर्ण घरकुले	दैनिक पहिला हप्ता वितरीत	दैनिक दुसरा हप्ता वितरीत	दैनिक तिसरा हप्ता वितरीत
प्रधानमंत्री आवास योजना ग्रामीण	१३८४४५८	०	११९०८३६	३२४	०	०	०
राज्य योजना	६३८१०८	१०२२	४५२४०९	३११	०	०	०
एकूण	२०२२५६६	१०२२	१६४३२४५	६३५	०	०	०

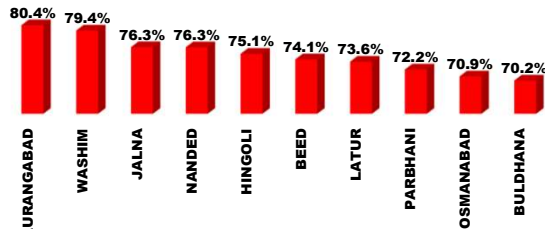
PMAY-G Completion TOP 10 Dist.



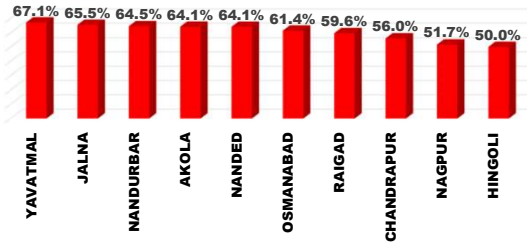
State Schemes Completion TOP 10 Dist.



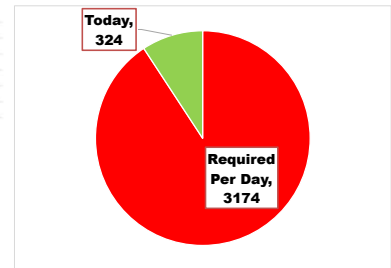
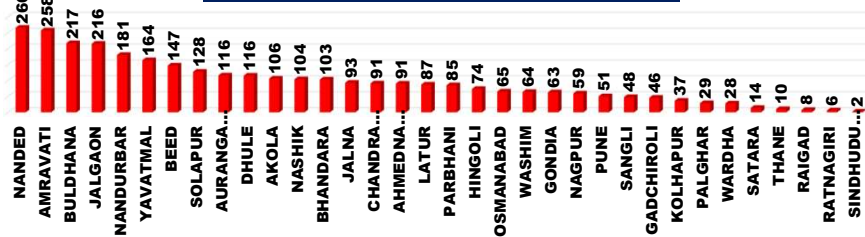
PMAY-G Completion Bottom 10 Dist.



State Schemes Completion Bottom 10 Dist.



PMAY-G Required Pace of Completion Per Day



राज्य व्यवस्थापन कक्ष- ग्रामीण गृहनिर्माण


४ था मजला, दक्षिण कक्ष, सिडको भवन, सीबीडी बेलगापुर, नवी मुंबई - ४०० ६१४.

प्रधानमंत्री आवास योजना - ग्रामीण : भूमिहीन लाभार्थी अहवाल

Sr. No.	District	Google Sheet Report			AwaasSoft Report			
		Total Landless	Provided land	Remaining	Landless beneficiaries tagged in AwaasSoft	Landless beneficiaries provided land	Remaining Landless	Remaining Tag (provided land)
1	DHULE	18	18	0	19	19	0	-1
2	GADCHIROLI	9	9	0	9	9	0	0
3	GONDIA	2450	2450	0	2452	2324	128	126
4	KOLHAPUR	257	257	0	244	228	16	29
5	NANDURBAR	0	0	0	0	0	0	0
6	PALGHAR	11	11	0	11	11	0	0
7	RAIGAD	6	6	0	6	6	0	0
8	RATNAGIRI	23	23	0	23	23	0	0
9	SINDHUDURG	420	420	0	416	416	0	4
10	THANE	110	81	29	116	60	56	21
11	NANDED	354	322	32	361	263	98	59
12	SATARA	789	731	58	794	639	155	92
13	BEED	212	125	87	354	66	288	59
14	SANGLI	310	216	94	292	139	153	77
15	NASHIK	1680	1513	167	1708	1427	281	86
16	WARDHA	2097	1914	183	2227	1912	315	2
17	PARBHANI	307	63	244	280	77	203	-14
18	PUNE	2056	1681	375	2051	866	1185	815
19	BHANDARA	4814	4414	400	4814	4497	317	-83
20	CHANDRAPUR	2381	1949	432	2403	1752	651	197
21	NAGPUR	4411	3845	566	4379	3579	800	266
22	WASHIM	2577	1791	786	2611	1481	1130	310
23	HINGOLI	1713	796	917	1709	466	1243	330
24	JALNA	1359	406	953	1373	85	1288	321
25	LATUR	2178	1194	984	2165	809	1356	385
26	OSMANABAD	2085	1075	1010	2060	102	1958	973
27	JALGAON	22487	21460	1027	22259	20636	1623	824
28	YAVATMAL	2991	1962	1029	3067	1960	1107	2
29	AKOLA	6527	5407	1120	6522	5405	1117	2
30	AURANGABAD	3266	1700	1566	3155	1805	1350	-105
31	SOLAPUR	5798	4139	1659	5396	3943	1453	196
32	AHMEDNAGAR	7528	5256	2272	7670	5130	2540	126
33	BULDHANA	15227	9721	5506	15579	9586	5993	135
34	AMRAVATI	20602	13802	6800	20185	13641	6544	161
	<b>Total</b>	<b>117053</b>	<b>88757</b>	<b>28296</b>	<b>116710</b>	<b>83362</b>	<b>33348</b>	<b>5598</b>

## प्रधानमंत्री आवास योजना ग्रामीण - पूर्ण घरकुले

Sr. No.	Division	Sanction	30.10.2023	31.10.2023	Daily Achivement	Remaining	Completed & verified	Remaining verified
1	<b>AURANGABAD DIV.</b>	<b>234042</b>	<b>176944</b>	<b>177039</b>	<b>95</b>	<b>57003</b>	<b>168936</b>	<b>8103</b>
2	<b>NASHIK DIV.</b>	<b>410297</b>	<b>367119</b>	<b>367210</b>	<b>91</b>	<b>43087</b>	<b>347575</b>	<b>19635</b>
3	<b>AMRAVATI DIV.</b>	<b>266905</b>	<b>217458</b>	<b>217518</b>	<b>60</b>	<b>49387</b>	<b>209747</b>	<b>7771</b>
4	<b>PUNE DIV.</b>	<b>116813</b>	<b>99869</b>	<b>99913</b>	<b>44</b>	<b>16900</b>	<b>96261</b>	<b>3652</b>
5	<b>NAGPUR DIV.</b>	<b>287016</b>	<b>263126</b>	<b>263158</b>	<b>32</b>	<b>23858</b>	<b>255086</b>	<b>8072</b>
6	<b>KONKAN DIV.</b>	<b>69385</b>	<b>65996</b>	<b>65998</b>	<b>2</b>	<b>3387</b>	<b>64024</b>	<b>1974</b>
<b>Total</b>		<b>1384458</b>	<b>1190512</b>	<b>1190836</b>	<b>324</b>	<b>193622</b>	<b>1141629</b>	<b>49207</b>



प्रधानमंत्री आवास योजना ग्रामीण - पूर्ण घरकूले

Sr. No.	District	Sanction	30.10.2023	31.10.2023	Daily Achivement	Remaining	Completed & verified	Remaining verified
1	NANDURBAR	118717	107657	107706	49	11011	97360	10346
2	PARBHANI	18719	13476	13514	38	5205	13047	467
3	SANGLI	20695	17732	17763	31	2932	17129	634
4	BHANDARA	63548	57218	57243	25	6305	54750	2493
5	BULDHANA	44451	31163	31186	23	13265	29693	1493
6	DHULE	64625	57557	57576	19	7049	54008	3568
7	JALNA	24021	18319	18337	18	5684	17442	895
8	AMRAVATI	92390	76654	76668	14	15722	74701	1967
9	YAVATMAL	63440	53421	53435	14	10005	50404	3031
10	SOLAPUR	45527	37726	37739	13	7788	36508	1231
11	AURANGABAD	36139	29042	29054	12	7085	27536	1518
12	LATUR	20218	14880	14890	10	5328	14472	418
13	NASHIK	89280	82924	82934	10	6346	79750	3184
14	JALGAON	77405	64240	64249	9	13156	62494	1755
15	NANDED	68528	52285	52294	9	16234	50584	1710
16	OSMANABAD	13738	9737	9743	6	3995	8548	1195
17	WASHIM	19018	15097	15102	5	3916	14570	532
18	AHMEDNAGAR	60270	54741	54745	4	5525	53963	782
19	AKOLA	47606	41123	41127	4	6479	40379	748
20	NAGPUR	36163	32531	32534	3	3629	31427	1107
21	CHANDRAPUR	42246	36690	36692	2	5554	35536	1156
22	GADCHIROLI	31607	28797	28799	2	2808	26510	2289
23	HINGOLI	18025	13534	13536	2	4489	13072	464
24	RAIGAD	9791	9323	9325	2	466	9061	264
25	BEED	34654	25671	25671	0	8983	24235	1436
26	GONDIA	95769	91924	91924	0	3845	91361	563
27	KOLHAPUR	17069	14839	14839	0	2230	14519	320
28	PALGHAR	35184	33419	33419	0	1765	32324	1095
29	PUNE	19145	16061	16061	0	3084	14994	1067
30	RATNAGIRI	9770	9397	9397	0	373	9201	196
31	SATARA	14377	13511	13511	0	866	13111	400
32	SINDHUDURG	5070	4921	4921	0	149	4851	70
33	THANE	9570	8936	8936	0	634	8587	349
34	WARDHA	17683	15966	15966	0	1717	15502	464
Total		1384458	1190512	1190836	324	193622	1141629	49207

राज्यपुरस्कृत आवास योजना ग्रामीण - मंजूरी

Sr. No.	Division	Target	30.10.2023	31.10.2023	Daily Achivement	Sanction %	Remaining	Sanction State Rank
1	AMRAVATI DIV.	157836	109561	110077	516	69.7%	47759	4
2	AURANGABAD DIV.	273260	183418	183604	193	67.2%	89656	6
3	NAGPUR DIV.	164085	116722	116883	161	71.2%	47202	3
4	NASHIK DIV.	207158	124257	124333	76	60.0%	82825	5
5	KONKAN DIV.	44680	35817	35885	68	80.3%	8795	1
6	PUNE DIV.	79408	67335	67326	8	84.8%	12082	2
	<b>Total</b>	<b>926427</b>	<b>637110</b>	<b>638108</b>	<b>1022</b>	<b>68.9%</b>	<b>288319</b>	

Sr. No.	District	Target	30.10.2023	31.10.2023	Daily Achivement	Sanction %	Remaining	Sanction State Rank
1	AKOLA	34781	22734	23214	480	66.7%	11567	26
2	HINGOLI	38798	23529	23712	183	61.1%	15086	30
3	CHANDRAPUR	54555	36413	36528	115	67.0%	18027	31
4	NANDURBAR	51420	17515	17587	72	34.2%	33833	34
5	RAIGAD	10569	9030	9098	68	86.1%	1471	5
6	WARDHA	14707	13495	13535	40	92.0%	1172	4
7	WASHIM	15866	12148	12184	36	76.8%	3682	10
8	OSMANABAD	24177	18759	18769	10	77.6%	5408	17
9	PUNE	17336	13821	13829	8	79.8%	3507	9
10	BHANDARA	22211	17560	17566	6	79.1%	4645	13
11	NASHIK	49930	25743	25747	4	51.6%	24183	33
12	AHMEDNAGAR	39938	34895	34895	0	87.4%	5043	15
13	AMRAVATI	36242	22845	22845	0	63.0%	13397	28
14	BEED	33057	26182	26182	0	79.2%	6875	18
15	BULDHANA	28967	20983	20983	0	72.4%	7984	19
16	DHULE	31453	20308	20308	0	64.6%	11145	24
17	GADCHIROLI	20609	16327	16327	0	79.2%	4282	11
18	GONDIA	18712	13882	13882	0	74.2%	4830	14
19	JALGAON	34417	25796	25796	0	75.0%	8621	20
20	JALNA	41057	21029	21029	0	51.2%	20028	32
21	KOLHAPUR	16830	14882	14882	0	88.4%	1948	7
22	LATUR	35747	26877	26877	0	75.2%	8870	21
23	NAGPUR	33291	19045	19045	0	57.2%	14246	29
24	NANDED	34410	22399	22399	0	65.1%	12011	27
25	PALGHAR	16073	11748	11748	0	73.1%	4325	12
26	PARBHANI	29060	18933	18933	0	65.2%	10127	22
27	RATNAGIRI	7197	6697	6697	0	93.1%	500	3
28	SANGLI	10132	8604	8604	0	84.9%	1528	6
29	SATARA	11532	11532	11532	0	100.0%	0	1
30	SINDHUDURG	2267	2110	2110	0	93.1%	157	2
31	THANE	8574	6232	6232	0	72.7%	2342	8
32	YAVATMAL	41980	30851	30851	0	73.5%	11129	23
33	AURANGABAD	36954	25710	25703	-7	69.6%	11251	25
34	SOLAPUR	23578	18496	18479	-17	78.4%	5099	16
	<b>Total</b>	<b>926427</b>	<b>637110</b>	<b>638108</b>	<b>1022</b>	<b>68.9%</b>	<b>288319</b>	

राज्यपुरस्कृत आवास योजना ग्रामीण - प्रलंबीत मंजूरी

Sr. No.	Division	रमाई आवास योजना	शबरी आवास योजना	आदीम आवास योजना	पारधी आवास योजना	य.च.मु.व योजना	पुण्यश्लोक अहिल्यादेवी होळकर धरकूल योजना	एकूण
1	KONKAN DIV.	1463	7282	25	3	22	0	8795
2	PUNE DIV.	8923	2920	4	55	20	160	12082
3	NAGPUR DIV.	26179	19595	82	2	1328	16	47202
4	AMRAVATI DIV.	28163	18604	136	9	802	45	47759
5	NASHIK DIV.	21438	61279	61	18	0	29	82825
6	AURANGABAD DIV.	60076	26047	238	26	2383	886	89656
	<b>Total</b>	<b>146242</b>	<b>135727</b>	<b>546</b>	<b>113</b>	<b>4555</b>	<b>1136</b>	<b>288319</b>

Sr. No.	District	रमाई आवास योजना	शबरी आवास योजना	आदीम आवास योजना	पारधी आवास योजना	य.च.मु.व योजना	पुण्यश्लोक अहिल्यादेवी होळकर धरकूल योजना	एकूण
1	SATARA	0	0	0	0	0	0	0
2	SINDHUDURG	127	14	16	0	0	0	157
3	RATNAGIRI	393	84	0	1	22	0	500
4	WARDHA	466	704	2	0	0	0	1172
5	RAIGAD	523	946	0	2	0	0	1471
6	SANGLI	1486	30	0	12	0	0	1528
7	KOLHAPUR	1753	35	0	0	0	160	1948
8	THANE	321	2015	6	0	0	0	2342
9	PUNE	854	2615	4	14	20	0	3507
10	WASHIM	2428	1216	0	0	0	38	3682
11	GADCHIROLI	1075	3181	26	0	0	0	4282
12	PALGHAR	99	4223	3	0	0	0	4325
13	BHANDARA	3138	1444	0	0	62	1	4645
14	GONDIA	3245	1570	0	0	0	15	4830
15	AHMEDNAGAR	2655	2388	0	0	0	0	5043
16	SOLAPUR	4830	240	0	29	0	0	5099
17	OSMANABAD	3677	194	0	0	1537	0	5408
18	BEED	5571	1298	0	6	0	0	6875
19	BULDHANA	5765	2212	0	0	0	7	7984
20	JALGAON	3566	5024	0	2	0	29	8621
21	LATUR	7086	933	0	4	14	833	8870
22	PARBHANI	7664	2219	0	0	196	48	10127
23	YAVATMAL	5756	4596	136	1	640	0	11129
24	DHULE	3859	7286	0	0	0	0	11145
25	AURANGABAD	7156	4089	0	6	0	0	11251
26	AKOLA	8986	2580	0	1	0	0	11567
27	NANDED	5154	6611	238	8	0	0	12011
28	AMRAVATI	5228	8000	0	7	162	0	13397
29	NAGPUR	12086	2156	0	0	4	0	14246
30	HINGOLI	6805	8281	0	0	0	0	15086
31	CHANDRAPUR	6169	10540	54	2	1262	0	18027
32	JALNA	16963	2422	0	2	636	5	20028
33	NASHIK	10412	13704	61	6	0	0	24183
34	NANDURBAR	946	32877	0	10	0	0	33833
	<b>Total</b>	<b>146242</b>	<b>135727</b>	<b>546</b>	<b>113</b>	<b>4555</b>	<b>1136</b>	<b>288319</b>

राज्यपुरस्कृत आवास योजना ग्रामीण - पूर्ण घरकूले

Sr. No.	Division	Sanction	30.10.2023	31.10.2023	Daily Achivement	Completion %	Remaining	To be Completed in Per Day till 30.11.23
1	AURANGABAD DIV.	183604	123330	123472	142	67.2%	60132	2004
2	NASHIK DIV.	124333	95155	95212	57	76.6%	29121	971
3	NAGPUR DIV.	116883	76443	76486	43	65.4%	40397	1347
4	AMRAVATI DIV.	110077	75746	75780	34	68.8%	34297	1143
5	PUNE DIV.	67326	54687	54706	19	81.3%	12620	421
6	KONKAN DIV.	35885	26737	26753	16	74.6%	9132	304
	<b>Total</b>	<b>638108</b>	<b>452098</b>	<b>452409</b>	<b>311</b>	<b>70.9%</b>	<b>185699</b>	<b>6190</b>

Sr. No.	District	Sanction	30.10.2023	31.10.2023	Daily Achivement	Completion %	Remaining	To be Completed in Per Day till 30.11.23
1	BEED	26182	18108	18136	28	69.3%	8046	268
2	JALNA	21029	13745	13773	28	65.5%	7256	242
3	PARBHANI	18933	14574	14602	28	77.1%	4331	144
4	AURANGABAD	25703	18065	18090	25	70.4%	7613	254
5	CHANDRAPUR	36528	20429	20449	20	56.0%	16079	536
6	AHMEDNAGAR	34895	30307	30322	15	86.9%	4573	152
7	DHULE	20308	14430	14445	15	71.1%	5863	195
8	AMRAVATI	22845	16188	16202	14	70.9%	6643	221
9	LATUR	26877	21105	21118	13	78.6%	5759	192
10	WARDHA	13535	9713	9724	11	71.8%	3811	127
11	NANDED	22399	14346	14356	10	64.1%	8043	268
12	NANDURBAR	17587	11332	11342	10	64.5%	6245	208
13	THANE	6232	4308	4318	10	69.3%	1914	64
14	BULDHANA	20983	15514	15523	9	74.0%	5460	182
15	NASHIK	25747	19735	19744	9	76.7%	6003	200
16	HINGOLI	23712	11859	11867	8	50.0%	11845	395
17	JALGAON	25796	19351	19359	8	75.0%	6437	215
18	SATARA	11532	9987	9994	7	86.7%	1538	51
19	PUNE	13829	10587	10593	6	76.6%	3236	108
20	YAVATMAL	30851	20706	20712	6	67.1%	10139	338
21	SANGLI	8604	7323	7328	5	85.2%	1276	43
22	AKOLA	23214	14884	14888	4	64.1%	8326	278
23	GADCHIROLI	16327	12090	12094	4	74.1%	4233	141
24	NAGPUR	19045	9836	9840	4	51.7%	9205	307
25	PALGHAR	11748	8692	8696	4	74.0%	3052	102
26	BHANDARA	17566	13075	13077	2	74.4%	4489	150
27	GONDIA	13882	11300	11302	2	81.4%	2580	86
28	OSMANABAD	18769	11528	11530	2	61.4%	7239	241
29	RAIGAD	9098	5422	5424	2	59.6%	3674	122
30	SOLAPUR	18479	15706	15707	1	85.0%	2772	92
31	WASHIM	12184	8454	8455	1	69.4%	3729	124
32	KOLHAPUR	14882	11084	11084	0	74.5%	3798	127
33	RATNAGIRI	6697	6289	6289	0	93.9%	408	14
34	SINDHUDURG	2110	2026	2026	0	96.0%	84	3
	<b>Total</b>	<b>638108</b>	<b>452098</b>	<b>452409</b>	<b>311</b>	<b>70.9%</b>	<b>185699</b>	<b>6190</b>

राज्य योजना अपूर्ण घरकुले

Sr. No.	Division	रमाई आवास योजना	शबरी आवास योजना	आदीम आवास योजना	पारधी आवास योजना	व.च.मु.व योजना	पुण्यश्लोक अहिल्यादेवी होळकर घरकुल योजना	एकूण
1	KONKAN DIV.	971	7736	407	0	6	12	9132
2	PUNE DIV.	10532	1567	56	55	52	358	12620
3	NASHIK DIV.	10957	17746	25	108	122	163	29121
4	AMRAVATI DIV.	18652	11666	2098	185	1619	77	34297
5	NAGPUR DIV.	11704	22623	784	21	5244	21	40397
6	AURANGABAD DIV.	48039	9666	42	61	2025	299	60132
	<b>Total</b>	<b>100855</b>	<b>71004</b>	<b>3412</b>	<b>430</b>	<b>9068</b>	<b>930</b>	<b>185699</b>

Sr. No.	District	रमाई आवास योजना	शबरी आवास योजना	आदीम आवास योजना	पारधी आवास योजना	व.च.मु.व योजना	पुण्यश्लोक अहिल्यादेवी होळकर घरकुल योजना	एकूण
1	SINDHUDURG	83	1	0	0	0	0	84
2	RATNAGIRI	378	20	4	0	6	0	408
3	SANGLI	1266	7	0	3	0	0	1276
4	SATARA	1488	26	0	0	24	0	1538
5	THANE	233	1513	168	0	0	0	1914
6	GONDIA	1240	1340	0	0	0	0	2580
7	SOLAPUR	2684	69	0	8	11	0	2772
8	PALGHAR	63	2886	103	0	0	0	3052
9	PUNE	1683	1453	56	44	0	0	3236
10	RAIGAD	214	3316	132	0	0	12	3674
11	WASHIM	2815	911	0	2	0	1	3729
12	KOLHAPUR	3411	12	0	0	17	358	3798
13	WARDHA	1515	2053	242	1	0	0	3811
14	GADCHIROLI	1287	2673	273	0	0	0	4233
15	PARBHANI	2899	993	0	0	237	202	4331
16	BHANDARA	2171	1098	0	0	1199	21	4489
17	AHMEDNAGAR	2494	2044	0	15	20	0	4573
18	BULDHANA	4368	999	0	17	0	76	5460
19	LATUR	5590	116	0	0	53	0	5759
20	DHULE	2092	3656	0	13	102	0	5863
21	NASHIK	2378	3574	25	26	0	0	6003
22	NANDURBAR	924	5321	0	0	0	0	6245
23	JALGAON	3069	3151	0	54	0	163	6437
24	AMRAVATI	3085	3416	0	28	114	0	6643
25	OSMANABAD	6893	145	0	41	160	0	7239
26	JALNA	5511	67	0	6	1575	97	7256
27	AURANGABAD	6322	1285	0	6	0	0	7613
28	NANDED	7590	411	42	0	0	0	8043
29	BEED	7614	424	0	8	0	0	8046
30	AKOLA	6253	2047	0	26	0	0	8326
31	NAGPUR	780	8414	0	6	5	0	9205
32	YAVATMAL	2131	4293	2098	112	1505	0	10139
33	HINGOLI	5620	6225	0	0	0	0	11845
34	CHANDRAPUR	4711	7045	269	14	4040	0	16079
	<b>Total</b>	<b>100855</b>	<b>71004</b>	<b>3412</b>	<b>430</b>	<b>9068</b>	<b>930</b>	<b>185699</b>



प्रधानमंत्री आवास योजना ग्रामीण - हप्ते वितरण

Sr. No.	Division	1st Installment (Daily Achivement)	1st Installment Remaining	2nd Installment (Daily Achivement)	2nd Installment Remaining	3rd Installment (Daily Achivement)	3rd Installment Remaining
1	NASHIK DIV.	0	4687	0	30327	0	17655
2	AMRAVATI DIV.	0	17557	0	24753	0	10753
3	AURANGABAD DIV.	0	10465	0	39738	0	19706
4	NAGPUR DIV.	0	3026	0	17017	0	7341
5	KONKAN DIV.	0	141	0	2479	0	1775
6	PUNE DIV.	0	2629	0	11725	0	4885
	<b>Total</b>	<b>0</b>	<b>38505</b>	<b>0</b>	<b>126039</b>	<b>0</b>	<b>62115</b>

Sr. No.	District	1st Installment (Daily Achivement)	1st Installment Remaining	2nd Installment (Daily Achivement)	2nd Installment Remaining	3rd Installment (Daily Achivement)	3rd Installment Remaining
1	AHMEDNAGAR	0	2352	0	2900	0	1787
2	AKOLA	0	1527	0	4213	0	1508
3	AMRAVATI	0	7061	0	7315	0	2260
4	AURANGABAD	0	1738	0	4246	0	1857
5	BEED	0	1214	0	6105	0	3600
6	BHANDARA	0	452	0	4719	0	1145
7	BULDHANA	0	6827	0	4305	0	2422
8	CHANDRAPUR	0	638	0	3556	0	1468
9	DHULE	0	159	0	5286	0	3053
10	GADCHIROLI	0	193	0	1975	0	1609
11	GONDIA	0	664	0	2889	0	1689
12	HINGOLI	0	1623	0	2377	0	1113
13	JALGAON	0	1159	0	10605	0	3273
14	JALNA	0	1493	0	2896	0	2211
15	KOLHAPUR	0	278	0	1667	0	702
16	LATUR	0	1724	0	2966	0	1417
17	NAGPUR	0	788	0	2649	0	899
18	NANDED	0	1055	0	14873	0	5147
19	NANDURBAR	0	650	0	6820	0	6787
20	NASHIK	0	367	0	4716	0	2755
21	OSMANABAD	0	1330	0	2372	0	2432
22	PALGHAR	0	44	0	1321	0	904
23	PARBHANI	0	288	0	3903	0	1929
24	PUNE	0	639	0	2066	0	794
25	RAIGAD	0	8	0	399	0	301
26	RATNAGIRI	0	50	0	235	0	209
27	SANGLI	0	108	0	2137	0	988
28	SATARA	0	82	0	520	0	425
29	SINDHUDURG	0	4	0	117	0	97
30	SOLAPUR	0	1522	0	5335	0	1976
31	THANE	0	35	0	407	0	264
32	WARDHA	0	291	0	1229	0	531
33	WASHIM	0	935	0	2463	0	1496
34	YAVATMAL	0	1207	0	6457	0	3067
	<b>Total</b>	<b>0</b>	<b>38505</b>	<b>0</b>	<b>126039</b>	<b>0</b>	<b>62115</b>

राज्यपुरस्कृत आवास योजना ग्रामीण - हप्ते वितरण

Sr. No.	Division	1st Installment (Daily Achivement)	1st Installment Remaining	2nd Installment (Daily Achivement)	2nd Installment Remaining	3rd Installment (Daily Achivement)	3rd Installment Remaining
1	NASHIK DIV.	0	5368	0	12247	0	5893
2	AMRAVATI DIV.	0	7233	0	17075	0	5066
3	AURANGABAD DIV.	0	11914	0	30609	0	12221
4	NAGPUR DIV.	0	9211	0	22253	0	4106
5	KONKAN DIV.	0	1868	0	4250	0	1285
6	PUNE DIV.	0	4061	0	4821	0	1840
	<b>Total</b>	<b>0</b>	<b>39655</b>	<b>0</b>	<b>91255</b>	<b>0</b>	<b>30411</b>

Sr. No.	District	1st Installment (Daily Achivement)	1st Installment Remaining	2nd Installment (Daily Achivement)	2nd Installment Remaining	3rd Installment (Daily Achivement)	3rd Installment Remaining
1	AHMEDNAGAR	0	263	0	2670	0	1228
2	AKOLA	0	3277	0	3682	0	1017
3	AMRAVATI	0	840	0	3858	0	1019
4	AURANGABAD	0	1594	0	3047	0	1474
5	BEED	0	1039	0	3465	0	2453
6	BHANDARA	0	1158	0	2054	0	352
7	BULDHANA	0	586	0	1996	0	950
8	CHANDRAPUR	0	2156	0	10546	0	1602
9	DHULE	0	183	0	2631	0	1492
10	GADCHIROLI	0	499	0	1807	0	976
11	GONDIA	0	397	0	1264	0	513
12	HINGOLI	0	2716	0	6577	0	1671
13	JALGAON	0	616	0	3315	0	1443
14	JALNA	0	1209	0	3214	0	1633
15	KOLHAPUR	0	2408	0	968	0	235
16	LATUR	0	880	0	2597	0	1421
17	NAGPUR	0	3565	0	4757	0	412
18	NANDED	0	1842	0	5145	0	1450
19	NANDURBAR	0	3122	0	995	0	802
20	NASHIK	0	1184	0	2636	0	928
21	OSMANABAD	0	1943	0	3886	0	1191
22	PALGHAR	0	51	0	1572	0	573
23	PARBHANI	0	691	0	2678	0	928
24	PUNE	0	768	0	1252	0	455
25	RAIGAD	0	1043	0	1704	0	483
26	RATNAGIRI	0	51	0	109	0	73
27	SANGLI	0	221	0	568	0	248
28	SATARA	0	149	0	787	0	344
29	SINDHUDURG	0	2	0	53	0	13
30	SOLAPUR	0	515	0	1246	0	558
31	THANE	0	721	0	812	0	143
32	WARDHA	0	1436	0	1825	0	251
33	WASHIM	0	1384	0	1587	0	616
34	YAVATMAL	0	1146	0	5952	0	1464
	<b>Total</b>	<b>0</b>	<b>39655</b>	<b>0</b>	<b>91255</b>	<b>0</b>	<b>30411</b>

राज्य योजना: पहिला हप्ता प्रलंबीत

Sr. No.	Division	रमाई आवास योजना	शबरी आवास योजना	आदीम आवास योजना	पारधी आवास योजना	य.च.मु.व योजना	पुण्यश्लोक अहिल्यादेवी होळकर घरकुल योजना	एकूण
1	KONKAN DIV.	111	1730	27	0	0	0	1868
2	PUNE DIV.	3335	620	7	15	13	71	4061
3	NASHIK DIV.	518	4807	0	5	10	28	5368
4	AMRAVATI DIV.	4462	1928	145	18	679	1	7233
5	NAGPUR DIV.	2131	5736	176	2	1165	1	9211
6	AURANGABAD DIV.	8692	2317	13	21	665	206	11914
	<b>Total</b>	<b>19249</b>	<b>17138</b>	<b>368</b>	<b>61</b>	<b>2532</b>	<b>307</b>	<b>39655</b>

Sr. No.	District	रमाई आवास योजना	शबरी आवास योजना	आदीम आवास योजना	पारधी आवास योजना	य.च.मु.व योजना	पुण्यश्लोक अहिल्यादेवी होळकर घरकुल योजना	एकूण
1	SINDHUDURG	2	0	0	0	0	0	2
2	RATNAGIRI	50	1	0	0	0	0	51
3	PALGHAR	2	46	3	0	0	0	51
4	SATARA	142	2	0	0	5	0	149
5	DHULE	45	131	0	0	7	0	183
6	SANGLI	217	4	0	0	0	0	221
7	AHMEDNAGAR	132	126	0	2	3	0	263
8	GONDIA	184	213	0	0	0	0	397
9	GADCHIROLI	143	335	21	0	0	0	499
10	SOLAPUR	500	8	0	1	6	0	515
11	BULDHANA	254	331	0	0	0	1	586
12	JALGAON	254	331	0	3	0	28	616
13	PARBHANI	187	179	0	0	123	202	691
14	THANE	24	681	16	0	0	0	721
15	PUNE	142	605	7	14	0	0	768
16	AMRAVATI	289	529	0	3	19	0	840
17	LATUR	811	16	0	0	53	0	880
18	BEED	910	123	0	6	0	0	1039
19	RAIGAD	33	1002	8	0	0	0	1043
20	YAVATMAL	4	323	145	14	660	0	1146
21	BHANDARA	970	87	0	0	100	1	1158
22	NASHIK	73	1111	0	0	0	0	1184
23	JALNA	757	9	0	1	438	4	1209
24	WASHIM	1176	208	0	0	0	0	1384
25	WARDHA	424	873	139	0	0	0	1436
26	AURANGABAD	1192	399	0	3	0	0	1594
27	NANDED	1737	92	13	0	0	0	1842
28	OSMANABAD	1866	15	0	11	51	0	1943
29	CHANDRAPUR	335	739	16	1	1065	0	2156
30	KOLHAPUR	2334	1	0	0	2	71	2408
31	HINGOLI	1232	1484	0	0	0	0	2716
32	NANDURBAR	14	3108	0	0	0	0	3122
33	AKOLA	2739	537	0	1	0	0	3277
34	NAGPUR	75	3489	0	1	0	0	3565
	<b>Total</b>	<b>19249</b>	<b>17138</b>	<b>368</b>	<b>61</b>	<b>2532</b>	<b>307</b>	<b>39655</b>

## प्रधानमंत्री आवास योजना ग्रामीण - Delayed Houses

■ पहिला हप्ता मिळाल्यानंतर १२ महिने उलटूनही अपूर्ण घरकुले
 ■ पहिला हप्ता मिळाल्यानंतर १८ महिने उलटूनही अपूर्ण घरकुले
 ■ पहिला हप्ता मिळाल्यानंतर २० दिवसानंतरही दुसरा हप्ता न मिळालेले घरकुले
 ■ दुसरा हप्ता मिळाल्यानंतर २० दिवसानंतरही तिसरा हप्ता न मिळालेले घरकुले
 ■ तिसरा हप्ता मिळाल्यानंतर २० दिवसानंतरही अपूर्ण घरांची संख्या

जिल्हा	पहिला हप्ता मिळाल्यानंतर १२ महिने उलटूनही अपूर्ण घरकुले	पहिला हप्ता मिळाल्यानंतर १८ महिने उलटूनही अपूर्ण घरकुले	पहिला हप्ता मिळाल्यानंतर २० दिवसानंतरही दुसरा हप्ता न मिळालेले घरकुले	दुसरा हप्ता मिळाल्यानंतर २० दिवसानंतरही तिसरा हप्ता न मिळालेले घरकुले	तिसरा हप्ता मिळाल्यानंतर २० दिवसानंतरही अपूर्ण घरांची संख्या
AHMEDNAGAR	1966	1150	2863	1562	16
AKOLA	2554	2008	3681	1133	30
AMRAVATI	5439	3590	7040	1802	230
AURANGABAD	2973	1369	4021	1355	133
BEED	4027	1225	5918	2377	110
BHANDARA	3952	2288	4187	812	229
BULDHANA	2690	1196	4137	1911	324
CHANDRAPUR	2590	1409	3464	1316	487
DHULE	4973	2440	5266	2395	223
GADCHIROLI	1822	1209	1957	1500	142
GONDIA	1425	1118	2835	1466	155
HINGOLI	1565	493	2322	844	40
JALGAON	8697	5408	10476	2545	139
JALNA	2035	710	2772	1701	131
KOLHAPUR	1513	835	1618	568	27
LATUR	1580	510	2935	1112	64
NAGPUR	2044	1709	2536	816	62
NANDED	9905	6609	14388	3818	33
NANDURBAR	5931	3071	6780	6035	658
NASHIK	4107	2852	4624	2397	241
OSMANABAD	1106	505	1923	2201	8
PALGHAR	808	257	1337	841	112
PARBHANI	1537	525	3802	1456	31
PUNE	1608	1077	1988	680	73
RAIGAD	377	300	395	281	14
RATNAGIRI	190	20	228	197	25
SANGLI	1976	1429	2083	680	71
SATARA	301	150	482	327	47
SINDHUDURG	85	32	116	95	7
SOLAPUR	3764	2882	4795	1322	48
THANE	355	105	417	230	53
WARDHA	734	544	1096	498	58
WASHIM	1230	605	2253	1177	19
YAVATMAL	4861	2528	6188	2639	481